

Navigate360 – Course Registration Process for Selecting a Learning Option

Introduction to Learning Options:

Overview:

The **Learning Options** within Navigate360 allows students to customize their course schedules based on their preferred method of instruction and availability. Whether you prefer attending classes in person, Learning online, or combining both, Navigate360 helps you explore and select the course formats that best suit your learning style and lifestyle. This feature ensures that students have flexibility and control over how and where they complete their coursework.

Common learning options include:

- SYNC (Synchronous Remote): Attend live classes online at scheduled times.
- HYFLEX: Choose to attend in person or remotely on any given day.
- In-Person: Attend classes physically on campus.
- CCDOnline (Asynchronous): Complete coursework online with no scheduled class times.


By understanding and using these options, students can build schedules that support their academic goals, work commitments, and personal responsibilities.

Getting Started with Learning Options:

1. Accessing Learning Options on Desktop

1.1. Access Navigate Three Sixty

On the **C-C-D Connect dashboard**, click **Navigate Three Sixty - Student Home**. This will take you to the **Navigate Three Sixty Student Home** page, called **Explore**.



1.2. Access the Schedule Courses Section

Mailing Address: Campus Box 203 | P.O. Box 173363 | Denver, CO 80217

Navigate360 – Course Registration Process for Selecting a Learning Option

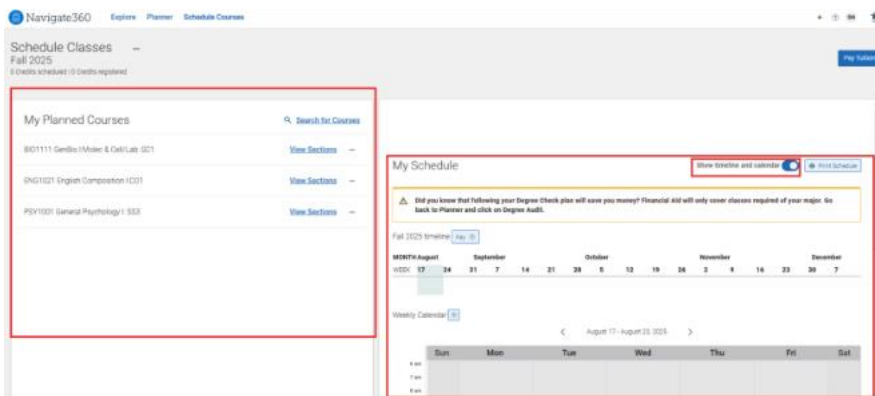
On the upper left-hand side of the explore page, select the Schedule Courses icon to open the Schedule Courses section. This opens the schedule courses view, which consists of two columns:

Left: My Planned Courses

Right: Timeline and Calendar

1.1.1. Enable Calendar View: On the right, toggle on the option for ‘Show Timeline and Calendar.’ If this is not activated, drag and drop scheduling will not work.

1.1.2. Accept the Payment Agreement: If you see a yellow banner about a payment agreement, pause here and view the ‘Payment Agreement’ video.



On the left under ‘My Planned Courses’, click ‘View Sections’ for each course. Review available sections and learning options to find the best fit for yourself.

1.1.3. Course Location Key: Auraria Campus: In-person at Community College of Denver, CO Online: Online courses hosted by Community College of Denver, CO Online Consortium: online courses hosted by partner colleges (e.g., Front Range, Red Rocks etc.).

Click, hold, and drag the section to the calendar on the right. Alternatively, click the three dots next to each section and choose ‘Add Section’. For more detail on learning formats, see the video: ‘Course Registration Process for Selecting a Learning Option.’

ENG1021 English Composition I:CO1

Section Times

Available (7)	Conflicting (0)	Full (51)
---------------	-----------------	-----------

Section availability updated!

These times work with your preferences. Drag the desired time to the calendar.

- ✓ CCD Auraria Campus (3)
- ✓ CO Online @ CCD (1)
- ✓ CO Online @ Consortium (3)

Navigate360 – Course Registration Process for Selecting a Learning Option

^ CCD Auraria Campus (3)

ENG1021 - 1LC ...

Sep 2nd - Dec 8th 2025, 14 Weeks

ENGLISH W Co REQU... GT INTRO WRITING GUARANTEED TRANSF... ON CAMPUS IN PERSON REQUISITE

3 seats available

Mon Wed 11:00 am - 12:30 pm

Ervin, Shawna

CCD Auraria Campus | Cherry Creek Room# 145

ENG1021 - 2LC ...

Sep 2nd - Dec 8th 2025, 14 Weeks

ENGLISH W Co REQU... GT INTRO WRITING GUARANTEED TRANSF... ON CAMPUS IN PERSON REQUISITE

5 seats available

Mon Wed 9:30 am - 11:00 am

Chrzanowski, Michael

CCD Auraria Campus | Cherry Creek Room# 157

1.3. Learning Option List Online

Alternatively, the Academic Advising Center at Community College of Denver (CCD) offers class descriptions and definitions so you can understand which course delivery options work best for you. Please check out their resource here: <https://www.ccd.edu/academic-advising-and-student-success-center/learning-options>



Learning Options

Community College of Denver (CCD) high-quality classes have been restructured to fit your life.

Please read these class descriptions and definitions carefully so you can understand which course delivery options work best for you.

[Learning Options Table](#)

Available Options

→	SYNC: Remote Real-Time	+
→	HYFLEX: Remote Real-Time with an Option to Attend In-Person	+
→	In-Person, On-Campus	+
→	CCDOnline or CCCOnline	+
→	In-Person & Online	+
→	In-Person & Remote Real-time	+

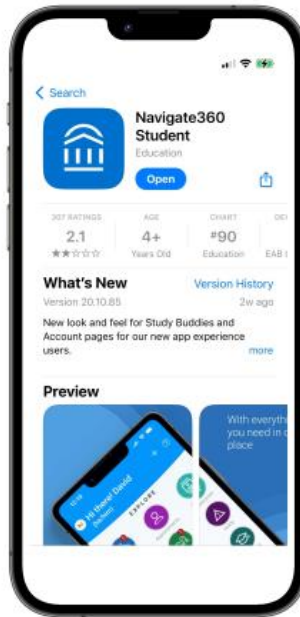
2. Accessing Learning Options on Mobile

2.1. Access Navigate Three Sixty Mobile Application

Download our mobile app from the app store.

Once downloaded, select the application from your mobile device.

Navigate360 – Course Registration Process for Selecting a Learning Option



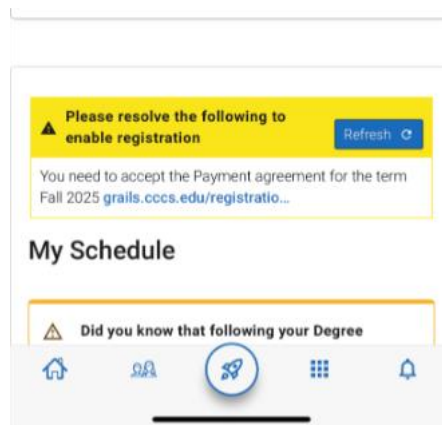
2.2. Access the Schedule Courses Section

On the upper left-hand side of the explore page, select the Schedule Courses icon to open the Schedule Courses section. This opens the schedule courses view, which consists of two columns:

Left: My Planned Courses

Right: Timeline and Calendar

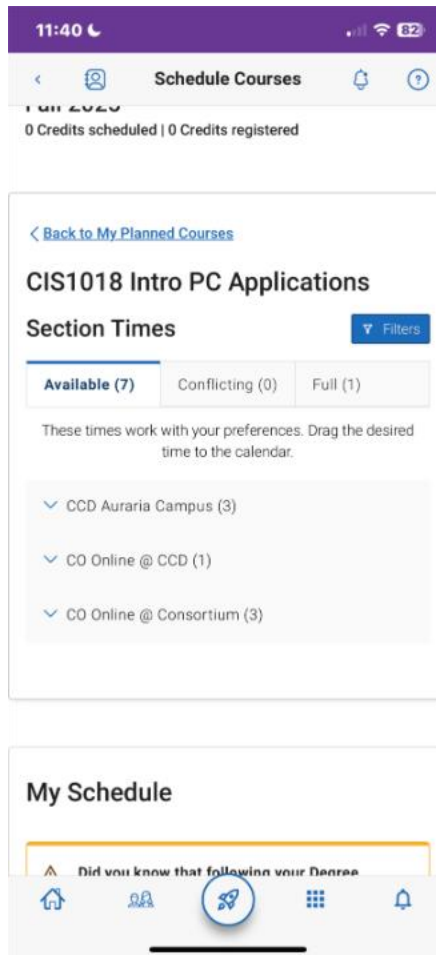
Accept the Payment Agreement: If you see a yellow banner about a payment agreement, pause here and view the 'Payment Agreement' video.



On the left under 'My Planned Courses', click 'View Sections' for each course. Review available sections and learning options to find the best fit for yourself.

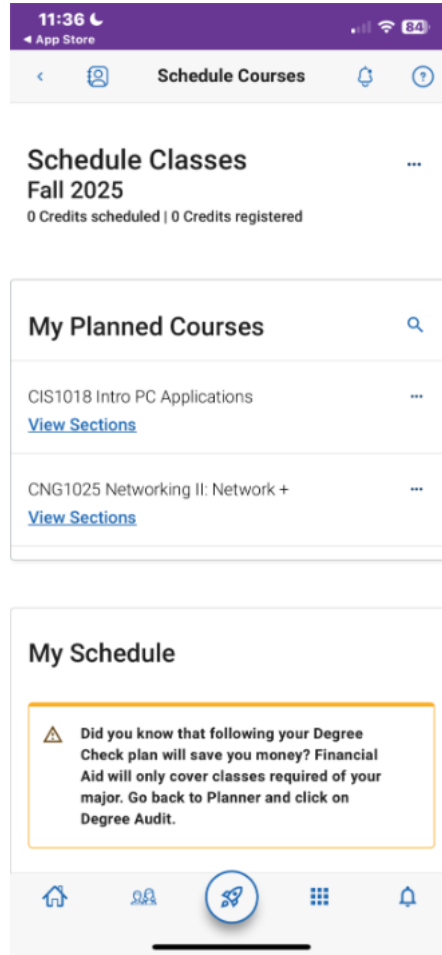
1.1.4. Course Location Key: Auraria Campus: In-person at Community College of Denver, CO Online: Online courses hosted by Community College of Denver, CO Online Consortium: online courses hosted by partner colleges (e.g., Front Range, Red Rocks etc.).

Navigate360 – Course Registration Process for Selecting a Learning Option



Click the three dots next to each section and choose “Add Section”. For more detail on learning formats, see the video: ‘Course Registration Process for Selecting a Learning Option.’

Navigate360 – Course Registration Process for Selecting a Learning Option



2.3. Learning Option List Online

Alternatively, the Academic Advising Center at Community College of Denver (CCD) offers class descriptions and definitions so you can understand which course delivery options work best for you. Please check out their resource here: <https://www.ccd.edu/academic-advising-and-student-success-center/learning-options>

Navigate360 – Course Registration Process for Selecting a Learning Option



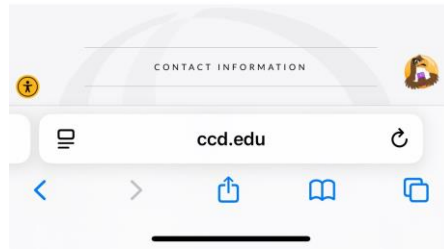
Learning Options

Community College of Denver (CCD) high-quality classes have been restructured to fit your life. Please read these class descriptions and definitions carefully so you can understand which course delivery options work best for you.

[Learning Options Table](#)

Available Options

SYNC: Remote Real-Time	+
HYFLEX: Remote Real-Time with an Option to Attend In-Person	+
In-Person, On-Campus	+
CCDOnline or CCCOnline	+
In-Person & Online	+
In-Person & Remote Real-time	+



Additional Resources:

- Tutorial Video: