







**Teaching Learning Center**  
(303) 352-3201 | [tlc@ccd.edu](mailto:tlc@ccd.edu)  
Cherry Creek Building, Room 224  
1111 W. Colfax Avenue  
Denver, CO 80204

## Quizzes

Here, you can access Exams and Quizzes. Select desired Exam/Test/Quiz.

 [Course Information (Professor's Name)]

 Name


Course HomeContentAssignmentsDiscussionsQuizzesGradesClasslistMore Tools - vResources - v






Quiz List

Help

Current Quizzes	Evaluation Status	Attempts
Exam/Quiz Example v	Feedback Status	Attempts

Upon selection, you'll see important details to keep in mind:  
Description, Time Limit, Attempts

 [Course Information (Professor's Name)]

 Name

Course HomeContentAssignmentsDiscussionsQuizzesGradesClasslistMore Tools - vResources - v

Quiz List > Exam/Test/Quiz

Exam/Test/Quiz v

Listen

Description

[Exam/Test/Quiz Description]

Quiz Details

00:00AM/PM [Update](#)

Current User

Username

Time Limit

Time Limit

Attempts

Attempts Allowed

Instructions

[Exam/Test/Quiz Instructions]

[\[Any Important Note by Instructor\]](#)

Start Quiz!

**NOTE:** The timer for a timed Exam/Test/Quiz will continue regardless even if exited out of the given Exam/Test/Quiz.

## Start Quiz!

Answers will auto-save every 10-15 seconds, OR at the end of a page of questions, depending on the length of the quiz.

The screenshot shows a quiz titled "Test Chapters 1 and 2" with an estimated length of 2:00:00 and Student 001's first attempt. On the left, "Page 1:" shows a question list with question 1 selected and marked with a checkmark. The main area displays "Question 1 (1 point)" which is circled in red and labeled "Saved". The question text is "Alive with the sound of music." Below it are two radio button options: "A) True" (selected) and "B) False". A text box on the right explains: "Saving" will be seen right after answer is selected. Another text box explains: "Saved" with a check-mark will then appear.

Select Submit Quiz after completing answers and then Submit Quiz again on the next screen.

The screenshot shows the "Quiz Submission Confirmation" screen. It states: "You are about to submit your quiz..." and provides instructions on how to change responses before submission. A red box highlights the "Submit Quiz" button, with a red arrow pointing to it from a text box that says "Review any questions then submit quiz". The left sidebar shows a "Questions" list with "1 of 1 questions saved" and a "Legend" with icons for "Saved Response", "Unsaved Response", and "Info Item".

Click on 'Done' when completed.

The screenshot shows the "Quiz Submissions - Chapters 1 and 2" page for Student 001 (username: CCDPractice.Student1). It indicates "Attempt 1" and shows the submission time as "Jul 7, 2017 11:00 AM - Jul 7, 2017 11:09 AM". The status is "Submission View" and it says "Your quiz has been submitted successfully." At the bottom right, it shows the "Attempt Score: 1 / 1 - A" and "Overall Grade (highest attempt): 1 / 1 - A". A red arrow points to a blue "Done" button at the bottom left.