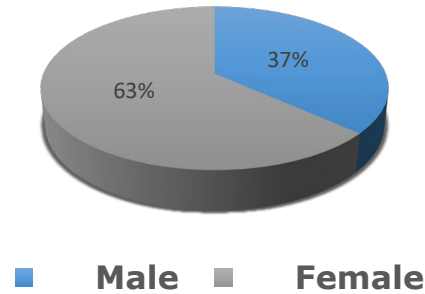
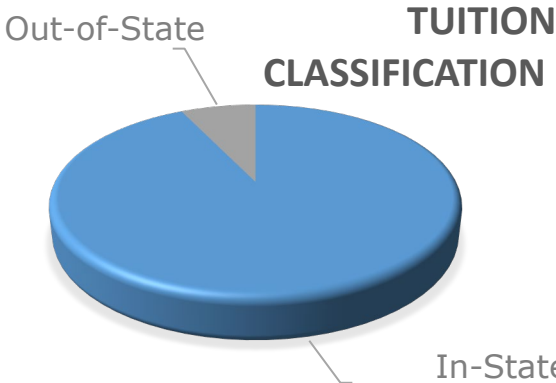
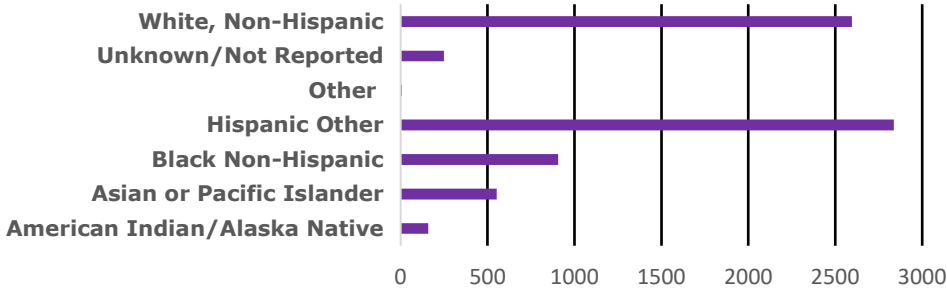


**Fall 2020 Census Enrollment Data - As of October 1, 2020**  
**Data is collected from Colorado Community College System - Cognos Reporting**

**Gender Representation**

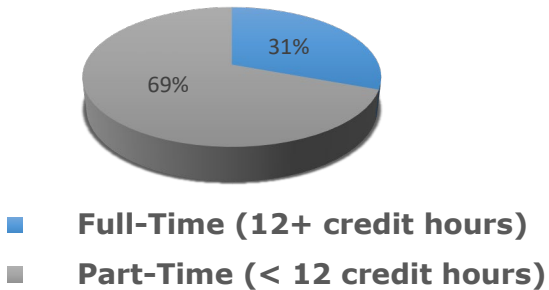


**Race/Ethnicity Distribution**

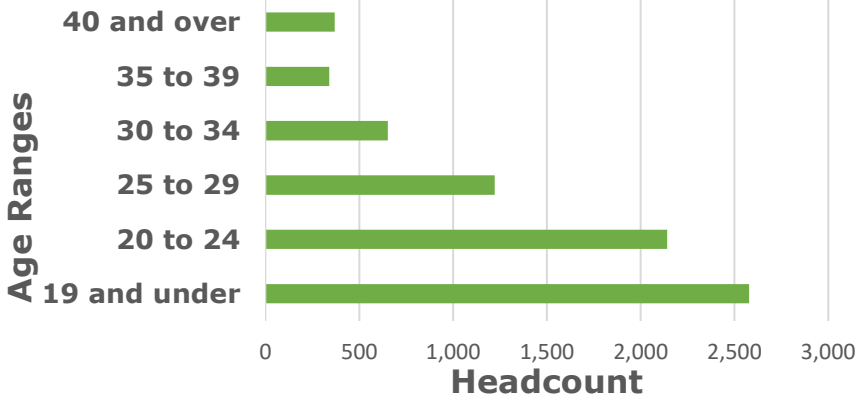


| Type                          | Count | Percentage |
|-------------------------------|-------|------------|
| Unduplicated Headcount        | 7,303 | 100%       |
| Enrollment Status             |       |            |
| Full-Time (12+ credit hours)  | 2,237 | 30.6%      |
| Part-Time (< 12 credit hours) | 5,066 | 69.4%      |
| Gender                        |       |            |
| Male                          | 2,672 | 36.6%      |
| Female                        | 4,628 | 63.4%      |
| Unknown/Neither               | 1     | 0.0%       |
| Age                           |       |            |
| 19 and under                  | 2,578 | 35.3%      |
| 20 to 24                      | 2,141 | 29.3%      |
| 25 to 29                      | 1,222 | 16.7%      |
| 30 to 34                      | 652   | 8.9%       |
| 35 to 39                      | 340   | 4.7%       |
| 40 and over                   | 369   | 5.1%       |
| Average Age is 24.1 years     |       |            |
| Race/Ethnicity                |       |            |
| American Indian/Alaska Native | 158   | 2.2%       |
| Asian or Pacific Islander     | 552   | 7.6%       |
| Black Non-Hispanic            | 906   | 12.4%      |
| Hispanic Other                | 2,836 | 38.8%      |
| Other                         | 8     | 0.1%       |
| Unknown/Not Reported          | 248   | 3.4%       |
| White, Non-Hispanic           | 2,595 | 35.5%      |
| First Generation Status       |       |            |
| Yes                           | 4,401 | 60.3%      |
| No                            | 2,902 | 39.7%      |
| Tuition Classification        |       |            |
| In-State                      | 6,778 | 92.8%      |
| Out-of-State                  | 524   | 7.2%       |

**Enrollment Status Distribution**



**Age Distribution**



**First-Generation Status**

