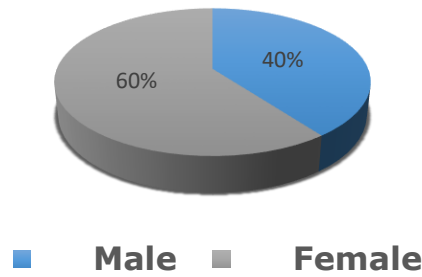
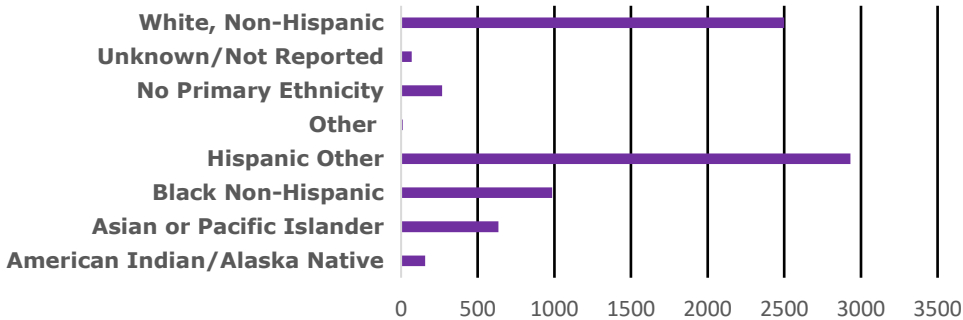


Spring 2020 End Of Term Enrollment Data  
Data is collected from Colorado Community College System - Cognos Reporting

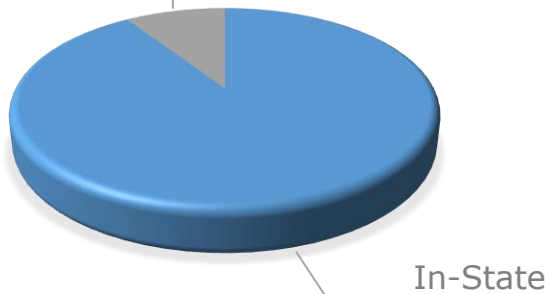
Gender Representation



Race/Ethnicity Distribution

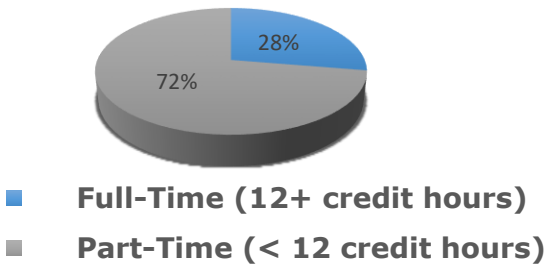


TUITION CLASSIFICATION

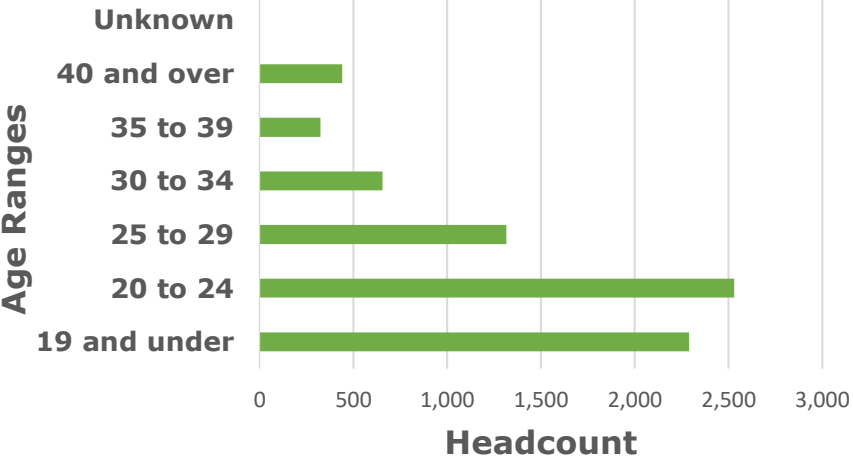


Type	Count	Percentage
Unduplicated Headcount	7,556	100%
Enrollment Status		
Full-Time (12+ credit hours)	2,088	27.6%
Part-Time (< 12 credit hours)	5,468	72.4%
Gender		
Male	3,004	39.8%
Female	4,552	60.2%
Age		
19 and under	2,289	30.3%
20 to 24	2,530	33.5%
25 to 29	1,316	17.4%
30 to 34	655	8.7%
35 to 39	324	4.3%
40 and over	441	5.8%
Unknown	1	0.0%
Average Age is 24.42 years		
Race/Ethnicity		
American Indian/Alaska Native	157	2.1%
Asian or Pacific Islander	635	8.3%
Black Non-Hispanic	985	12.9%
Hispanic Other	2,932	38.3%
Other	10	0.1%
No Primary Ethnicity	267	3.5%
Unknown/Not Reported	70	0.9%
White, Non-Hispanic	2,500	32.7%
First Generation Status		
Yes	4,990	66.0%
No	2,566	34.0%
Tuition Classification		
In-State	6,860	90.8%
Out-of-State	696	9.2%

Enrollment Status Distribution



Age Distribution



First-Generation Status

