

# EAB Campus – Faculty Guide

This guide shows you how to log into EAB Campus should you want to enter an alert on a student outside the early alert and progress report campaigns. Please note that for alerts to be most impactful, they should indicate what you have done to help the student already as well as specify what you would like advisors or the tutoring center to do to help the student.

## Logging in

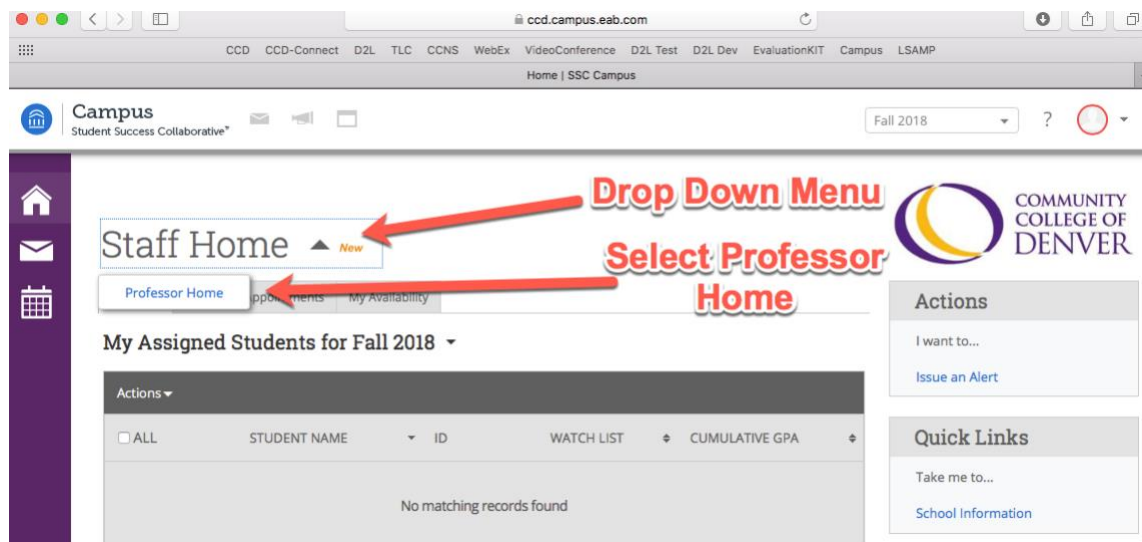
Go to: <https://ccd.campus.eab.com/home>

User name: S#

Password: CCD Connect Password (same as D2L)

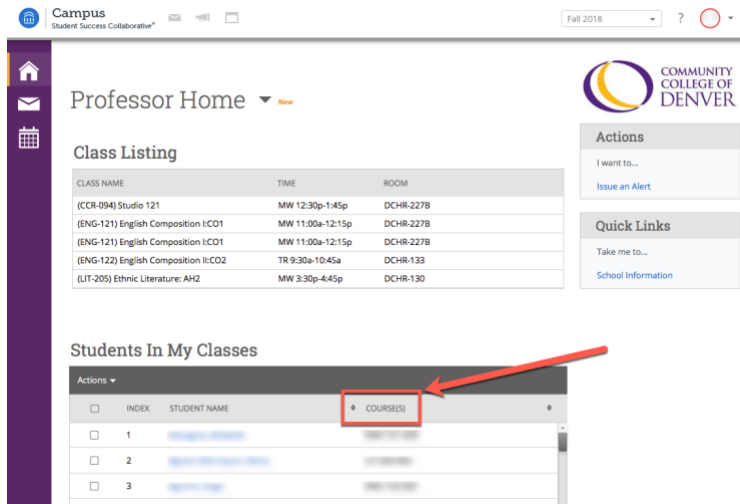
## Early Alerts

Select the Professor Home from the drop down menu next to the Staff Home label. This will allow you to see your classes and students.



The screenshot shows the EAB Campus web application interface. At the top, there is a navigation bar with links to various systems: CCD, CCD-Connect, D2L, TLC, CCNS, WebEx, VideoConference, D2L Test, D2L Dev, EvaluationKIT, Campus, and LSAMP. Below this is a header section with the "Campus" logo and "Student Success Collaborative" text. A dropdown menu is visible next to the "Staff Home" label, with a red arrow pointing to it and the text "Drop Down Menu". Another red arrow points to the "Professor Home" option in the dropdown menu, with the text "Select Professor Home". The main content area displays "My Assigned Students for Fall 2018" with a table that currently shows "No matching records found". On the right side, there are sections for "Actions" (with a link "Issue an Alert") and "Quick Links" (with a link "School Information").

Click on the Courses column label under Students in My Classes to have your students listed by course.



Campus Student Success Collaborative®

Professor Home

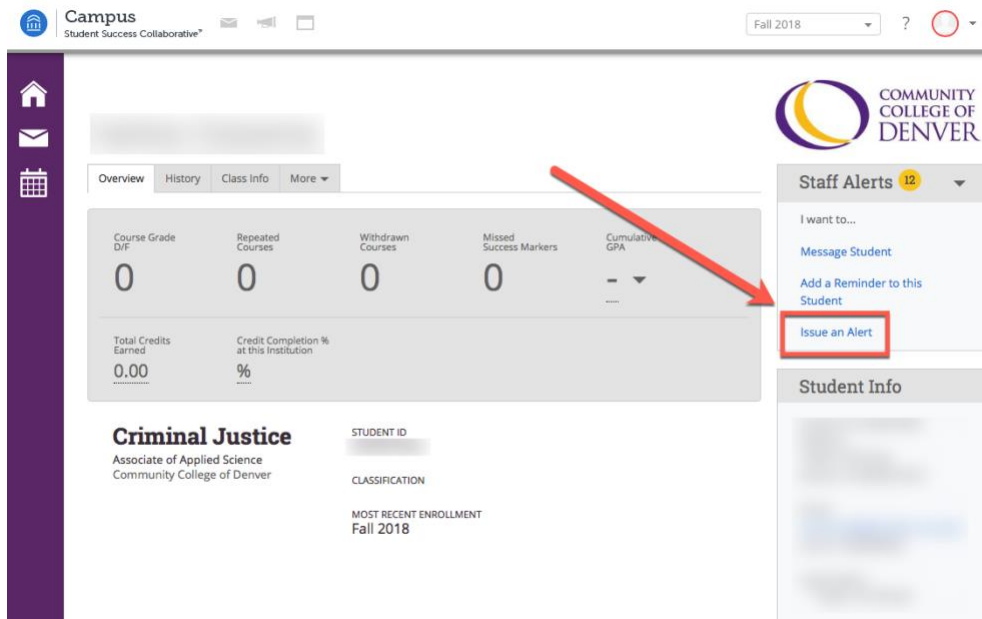
Class Listing

CLASS NAME	TIME	ROOM
(CCR-094) Studio 121	MW 12:30p-1:45p	DCHR-227B
(ENG-121) English Composition I:CO1	MW 11:00a-12:15p	DCHR-227B
(ENG-121) English Composition I:CO1	MW 11:00a-12:15p	DCHR-227B
(ENG-122) English Composition II:CO2	TR 9:30a-10:45a	DCHR-133
(LIT-205) Ethnic Literature: AH2	MW 3:30p-4:45p	DCHR-130

Students In My Classes

INDEX	STUDENT NAME	COURSES(S)
1	[blurred]	[blurred]
2	[blurred]	[blurred]
3	[blurred]	[blurred]

Select the student who you would like to submit an alert on by clicking on their name. From their profile page, click on Issue an Alert.



Campus Student Success Collaborative®

Overview History Class Info More

Course Grade D/F: 0, Repeated Courses: 0, Withdrawn Courses: 0, Missed Success Markers: 0, Cumulative GPA: -

Total Credits Earned: 0.00, Credit Completion % at this Institution: %

**Criminal Justice**  
Associate of Applied Science  
Community College of Denver

STUDENT ID: [blurred]  
CLASSIFICATION: [blurred]  
MOST RECENT ENROLLMENT: Fall 2018

Staff Alerts 12

I want to...  
Message Student  
Add a Reminder to this Student  
**Issue an Alert**

Student Info

From the pop-up window that appears for issuing alert, select the appropriate alert. Please include comments indicating what you have done to address the concern and how the advisor or tutoring center can help your student succeed.

ISSUE AN ALERT

Student

Please select the reason you believe this student needs assistance

Is this alert associated with a specific class?

Additional Comments  
Please enter a comment.

Excessive Tardiness

Financial Aid Concerns

Limited Online Activity or Logins

Low Grade on Test/Quiz/Assignment

Missing

Textbook/Materials

Cancel Submit

ISSUE AN ALERT

Student

Please select the reason you believe this student needs assistance

Is this alert associated with a specific class?

Additional Comments  
The student received a failing for the first major assignment. I have informed him of the Excel! Knowledge Zone and the importance of seeking additional help outside of class to be successful.

Low Grade on Test/Quiz/Assignment

Optional

**Click Submit** Submit

Be sure to click Submit when you have selected the reason and added appropriate comments.