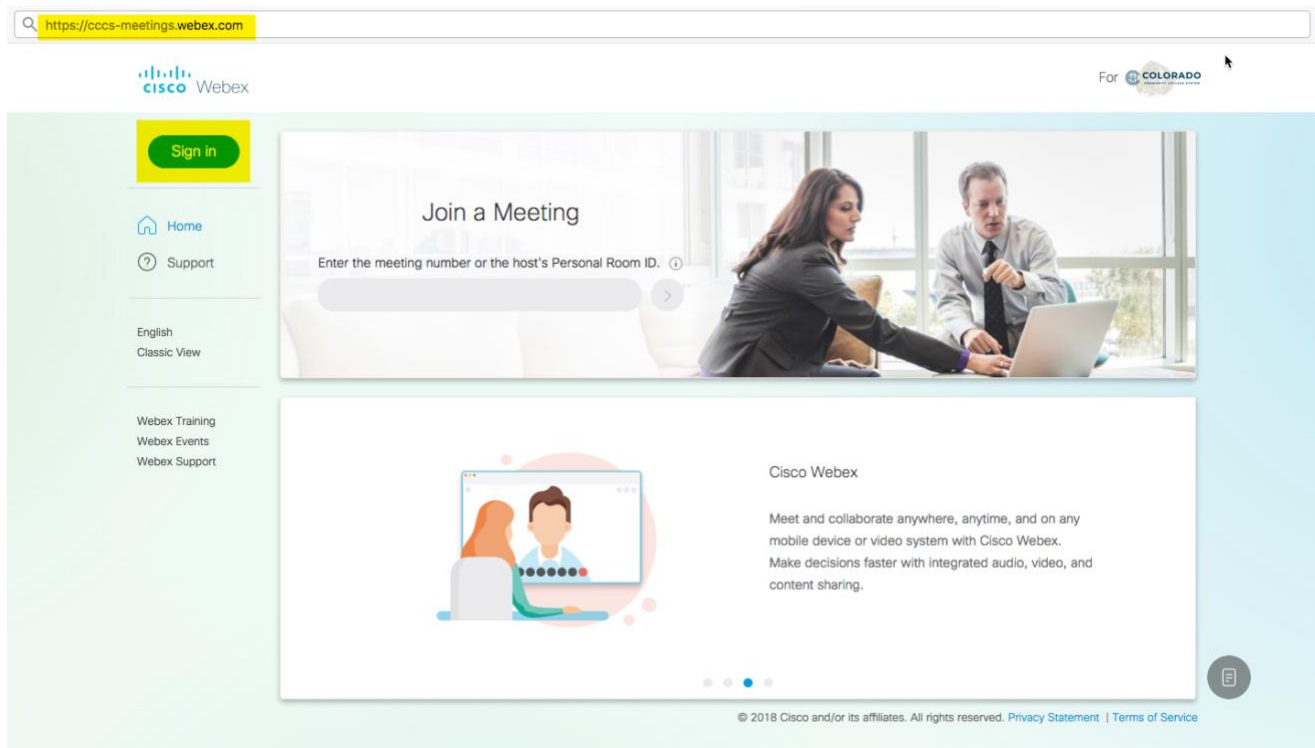



HOW TO LOG IN TO YOUR WEBEX ACCOUNT

1. Go to <https://cccs-meetings.webex.com> and click Sign In on the upper left corner.



2. When prompted enter your CCD email address and Click Next.



The image shows the Webex login form. At the top is the Webex logo, a stylized blue and green circle. Below the logo, the text "Enter your email address" is displayed. There is a text input field with the placeholder "Email address" and the text "Your CCD email" entered. Below the input field is a large blue button labeled "Next".



3. Enter your S number and password.

Colorado Community College System

Sign in with your organizational account

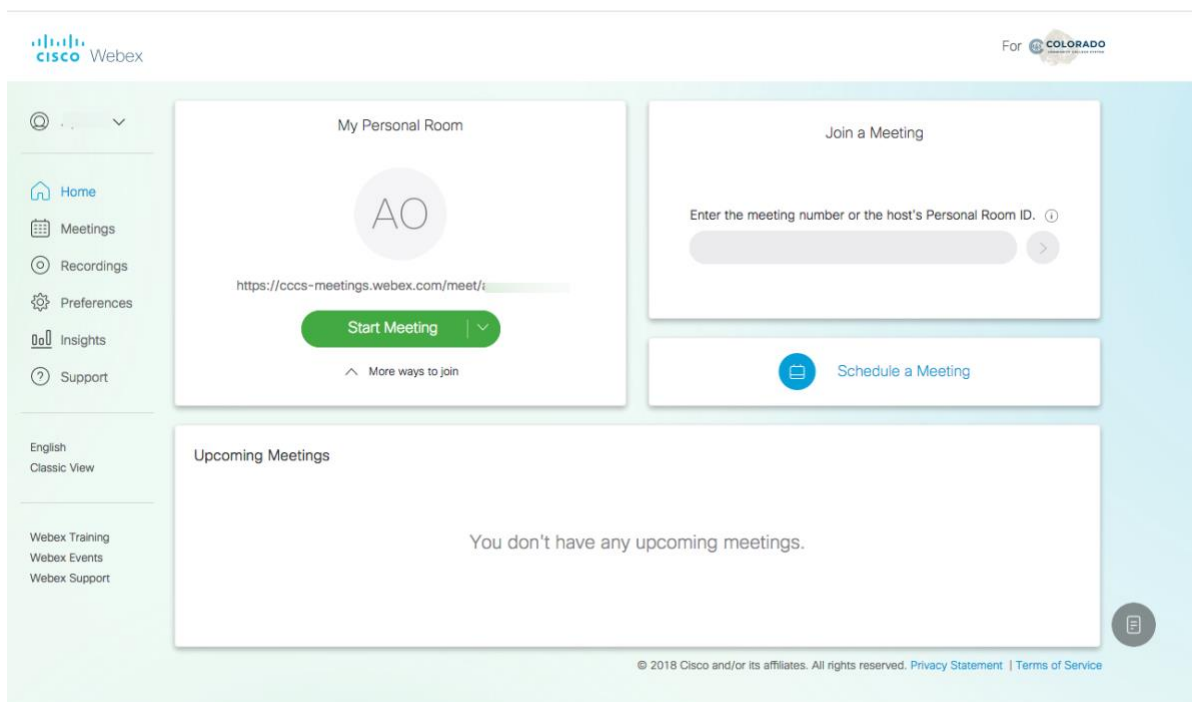
someone@example.com **ccd\S01234567**

Password **Your CCD password**

Sign in

Please sign in using your domain (acc, cca, etc)
followed by \ and then your S number. Example:
njc\S01234567.

4. You will be directed to your WebEx home page.



5. When you are finished, click your name and select Sign Out to log out from your account.

